

# E-LEARNING

Week 3

tuesday

# TUESDAY DAILY OVERVIEW


<b>Writing</b>	<b>Duck! Rabbit!</b>
<b>Phonics</b>	<b>Vowel Teams ee and ea</b>
<b>BRAIN BREAK</b>	<b>Take a 5-10 minute break</b>
<b>Math</b>	<b>Combine 3-Dimensional Shapes</b>
<b>BRAIN BREAK</b>	<b>Take a 5-10 minute break</b>
<b>Reading</b>	<b>Keeping Track of Where and When</b>

# SCIENCE

I can complete science experiments safely at home!

Take a look at some cool at home **science** experiments!

10 Easy Experiments  
(that will amaze you!)



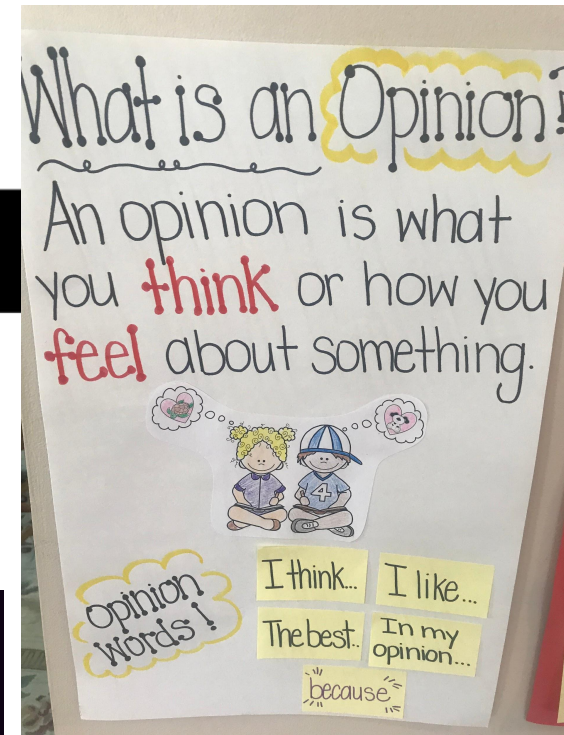

# WRITING

I can have an opinion and write about it

Today is Day 2 of Opinion writing. We hope you enjoyed the book yesterday. You'll LOVE today's book (we hope!)

Listen & Watch  
Duck! Rabbit!


Take a look at  
today's lesson!  
Writing Activity





# WRITING

I can have an opinion and write about it.



I think it is a duck  
because the beak is open  
and it's going to eat! The  
duck said "quack!" I think  
it is a duck because he is  
getting a drink of water.

Have a grown-up take a picture of your writing and email it to your teacher, OR wait until we return to school to hand in your writing journal.

**Miss Murphy:** [cmurphy@mountainsideschools.org](mailto:cmurphy@mountainsideschools.org)

**Mrs. Roy:** [aroy@mountainsideschools.org](mailto:aroy@mountainsideschools.org)

**Mrs. Wargaski:** [judywargaski@mountainsideschools.org](mailto:judywargaski@mountainsideschools.org)

**Ms. Groth:** [jgroth@mountainsideschools.org](mailto:jgroth@mountainsideschools.org)



# WORD STUDY

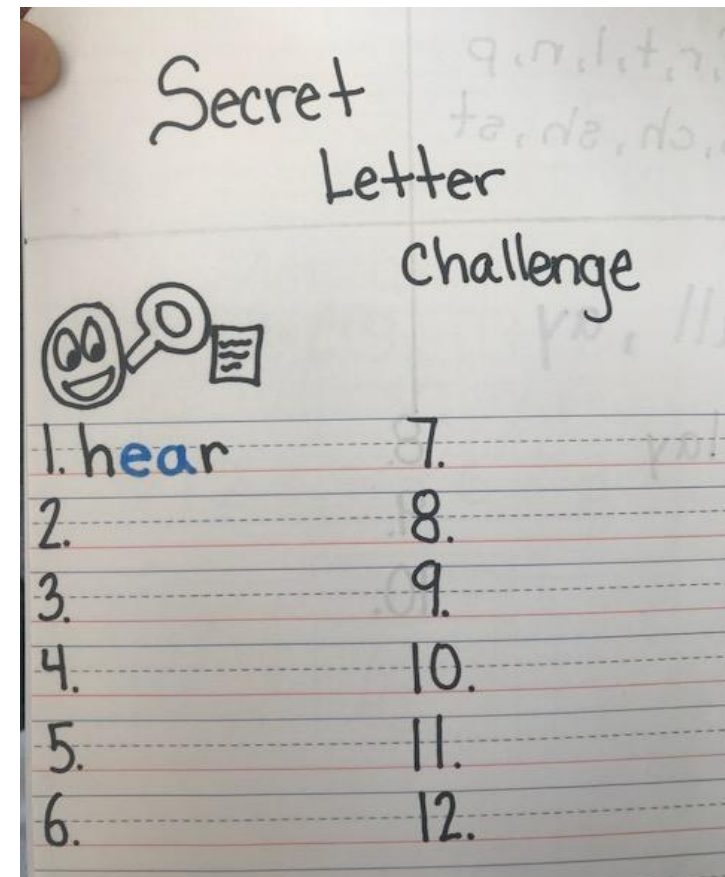
I can use vowel teams ee and ea.

## Take a look & listen

[Watch out for vowel teams ee and ea](#)

Your turn to practice!

1. Read the letter from the Super Secret Detective Agency. [SSDA Letter](#)
2. Read the letter a second time and see if you can find all **twelve** words with EE or EA.
3. List the words in your notebook. Write all the vowel teams in your favorite color!



# WORD STUDY

I can use vowel teams ee and ea.


Have a grown-up take a picture of your notebook and email it to your teacher, OR wait until we return to school to hand in your writing journal.

**Miss Murphy:** [cmurphy@mountainsideschools.org](mailto:cmurphy@mountainsideschools.org)

**Mrs. Roy:** [aroy@mountainsideschools.org](mailto:aroy@mountainsideschools.org)

**Mrs. Wargaski:** [judywargaski@mountainsideschools.org](mailto:judywargaski@mountainsideschools.org)

**Ms. Groth:** [jgroth@mountainsideschools.org](mailto:jgroth@mountainsideschools.org)



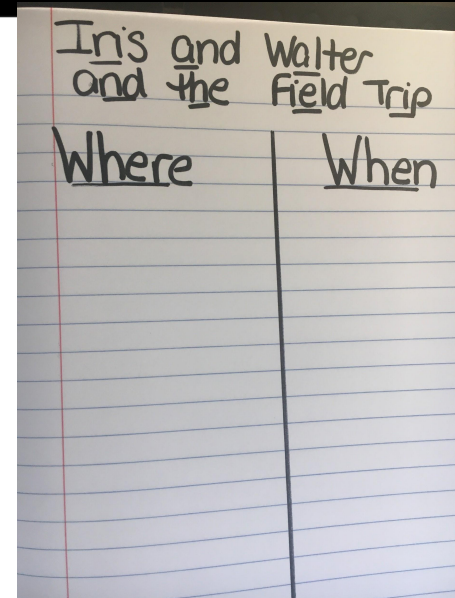


# READING

I can keep track of the setting in my story!

Hi, Readers!

\*\* Before you watch today's video lesson, take out your notebook and turn to the next blank page. Across the top of the page, you should write "Iris and Walter and the Field Trip". You should then divide the page into two columns. Label the first column "Where" and the second column "When". Here is a sample of what the page should look like. Once your notebook is set up, you are ready to watch your video lesson!



Take a look & listen to today's lesson:

[Keeping Track of Where and When in a Story](#)

Then, watch the read aloud to practice on your own:

[Iris and Walter and the Field Trip Read Aloud](#)





# READING

## I can keep track of the setting in my story!

If you jot down any post-its or ideas in your journal, send them our way!

**Miss Murphy:** cmurphy@mountainsideschools.org

**Mrs. Roy:** aroy@mountainsideschools.org

**Mrs. Wargaski:** judywargaski@mountainsideschool.sorg

**Ms. Groth:** jgroth@mountainsideschools.org

### **Independent Practice:**

Log on to Raz Kids and read independently for 15 minutes. As you are reading, try to notice which character is talking in your books.

### **Raz Kids Instructions**

Reminder of how to log in to RAZ-Kids:

1. Visit <https://www.kidsa-z.com/main/Login>
2. Teacher Username:  
Miss Murphy: cmurphy34  
Mrs. Roy: aroy1331  
Ms. Groth: groth108  
Mrs. Wargaski: jlauterbach
3. Click your name and choose your password. Feel free to email the teacher for password reminder!)
4. Click on **READING**
5. Click on **LEVEL UP**
6. Be sure to do the quiz for each book!

### **Homework:**

Read a just-right book of your choice for 20 minutes and record it on your reading log.



# MATH

I can combine 3D shapes.

Today you will combine (put together) 3D shapes to make new shapes. *You can combine shapes at home using blocks or even things you find around your house, like cans and boxes!*

Watch today's lesson  
[Lesson 11.2](#)

Click on the [Go Math! video](#) learn some more!  
(note: do not complete the Personal Math Trainer)

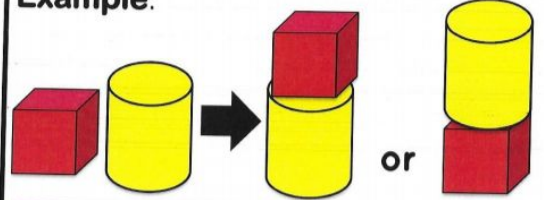
Your turn to practice!  
Complete [workbook](#) pages

\*If you are unable to print the pages please record answers on a separate paper. Be sure to number your answers.



**Lesson 11.2**  
**Hands On • Combine Three-Dimensional Shapes**

You can put shapes together to make a new shape.

**Example:**



Combine. Which new shape can you make? Circle it.



<https://www.teacherspayteachers.com/store/Mrs-Davies> **CCS.1.G.A.2**



# MATH

I can combine 3D shapes.



Log on to Reflex and practice fact fluency for 15 minutes.

## **Reflex Instructions:**

Reminder of how to log in to Reflex:

1. Visit <https://www.reflexmath.com/>
2. Use your Reflex card for username and password information.
3. Click your class name, find your name, and enter your password.  
(Feel free to email the teacher for password reminder or further instructions!)
4. Practice your facts!



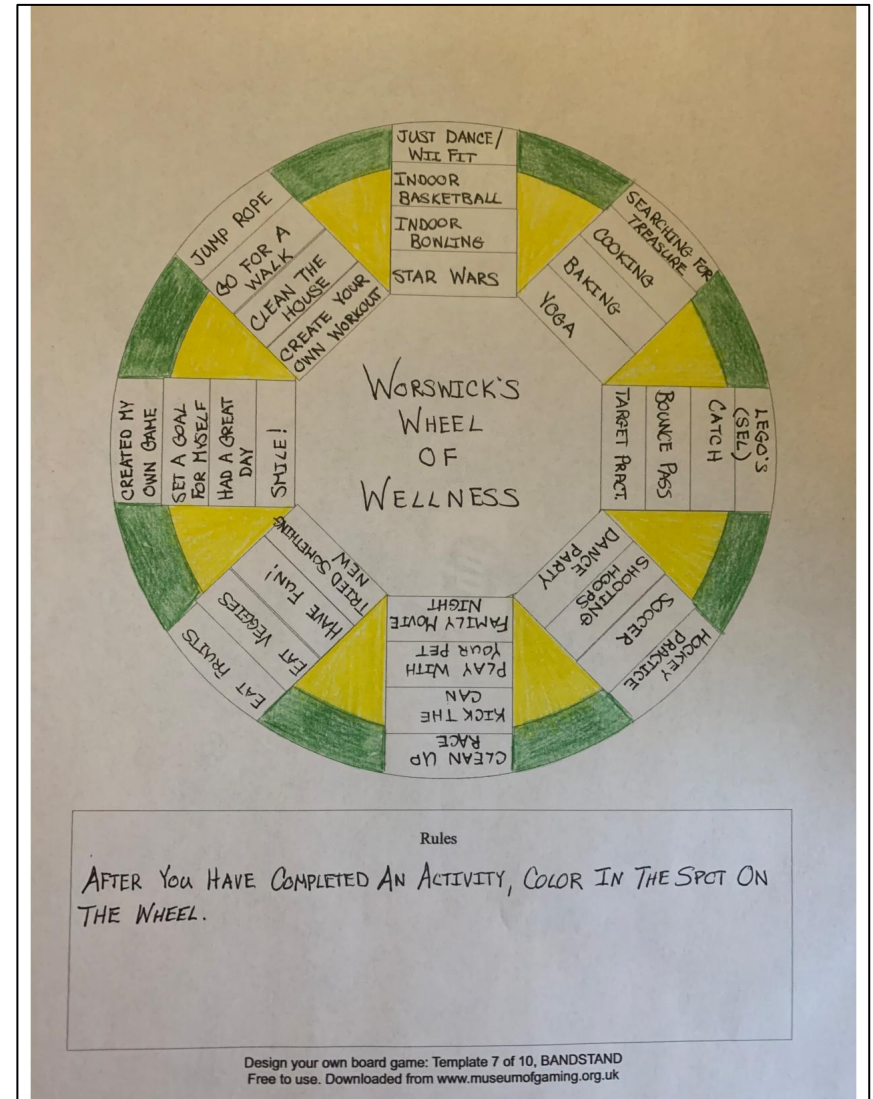
# Physical Education



Mrs. Worswick's

Week 3 Physical Education  
Topics

## Wheel of Wellness





# Art



## Art Activity Grid

### Paper Playground Challenge!

For this project you will need:

1. White glue and/ or glue stick
2. Scissors
3. Pencil
4. Markers or crayons
5. Various paper strips and squares and rectangles

(construction paper, Newspaper, magazines, **please check with parents first before you use paper**)

6. 8 X 11 or larger piece of cardboard

Please collect the above items and watch [Mrs. Sterba's video!](#)

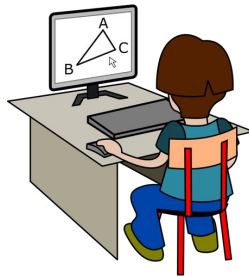

#### 1st Grade Art Challenges

Draw your Favorite Thing in the world! <input type="checkbox"/>	Design your own cartoon character, and show where they live! <input type="checkbox"/>	Create a color wheel out of things you find in your house and have an adult take a picture! <input type="checkbox"/>	Draw your Favorite Room in the house! On the back tell me why it is your favorite room! <input type="checkbox"/>	Draw a Picture of you and your best friend doing something fun together. <input type="checkbox"/>
Draw a shark eating a cupcake. Is it on land or underwater? <input type="checkbox"/>	Draw Yourself with A Super Power! <input type="checkbox"/>	Draw a picture of your favorite food. <input type="checkbox"/>	Draw an unusual animal at your birthday party! <input type="checkbox"/>	Create a new design for your favorite sports teams jersey <input type="checkbox"/>
Make a drawing of Your future Dream Home <input type="checkbox"/>	Draw Mrs. Sterba on an Island, Mountain or Desert. <input type="checkbox"/>	Free Draw draw a Picture of anything you would like! <input type="checkbox"/>	Build a building with Lego's or blocks have an adult take a picture. <input type="checkbox"/>	Design a New pair of Shoes, sneakers, or boots. Make them have a surprise ability <input type="checkbox"/>
Draw a food eating another food! <input type="checkbox"/>	Create a new Video game Character and tell me how the game works. <input type="checkbox"/>	Draw a picture of an Imaginary place you would like to visit! <input type="checkbox"/>	Draw an Alien driving A car down the Road! <input type="checkbox"/>	Draw a Picture of Yourself when you are 20 years old. <input type="checkbox"/>
Draw Lightning Striking a tall building, a body of water, or Mountain. <input type="checkbox"/>	Draw a house, building, or boat made out of candy. <input type="checkbox"/>	Draw a fish in a fish bowl or aquarium. Add details! <input type="checkbox"/>	Design a hot air balloon in an unusual shape! <input type="checkbox"/>	Draw a picture using only primary or secondary colors. <input type="checkbox"/>

Any of the above drawing prompts may be completed using Crayons, markers, colored pencils, or paint! Please encourage your child to take their time and think about what they are drawing, and to plan out how they will use color to complete their artwork. Our weekly art class are 40 minutes. Students usually spend 25- 30 minutes of that time working on their artwork. Please plan to have your child complete at least 2 drawing prompts each week taking at least 15 minutes to complete each prompt. Please sign your initials in the box for each art challenge they complete and save the work to turn in to me once we are back to school.

Thank you, Mrs. Sterba

# Computers & Library



[Welcome Letter from Mrs. B](#)

(from Week 1 of Distance Learning)

[1st Grade Library Lesson \(Week 3\)](#)

[1st Grade Technology Lesson \(Week 3\)](#)

## B.E.A.R. BINGO

Be Excited About Reading!

NAME:


CLASS:

**Instructions:** Complete five activities across, vertically, or diagonally to get BINGO. Cross out each activity that you complete. **You may read to yourself, read to someone else or listen to books.** Boards earning BINGOs will be displayed in the Library. Have an adult initial each box you complete. Help your class be the group to earn the most BINGOs. Go Beechwood Bears!

### Bingo Board - Grades K-2

Read a book about science	Read a graphic novel (comic book)	Read a book of poetry (811)	Read a true book about a state or country	Read a mystery
Your choice	Read 3/4 of a book, then write a new ending	Watch a story on DVD or a Tumblebook mountainside library.org	Read a Caldecott winner or other award book	Re-read your favorite book
Read a true book about animals	Read a book out loud to a friend, relative, or stuffed animal	FREE	Read a biography	Read a non-fiction book
Read a friend or relative's favorite picture book	Write and illustrate a story	Read a book that takes place in the past	Listen to a book on CD or through ELibraryNJ	Your choice
Read a story from a magazine	Your choice	Read a wordless picture book	Read a fairy tale	Read a book about another culture

# Music



**Teach-a-Song Challenge:** Teach your family a singing game that you know from school. Some ideas: “Charlie Over the Ocean”, “London Bridge”, “Lucy Locket”, “A Grizzly Bear”

## **Throwback song - “Tingalayo”**

<https://www.youtube.com/watch?v=xAAhyoTGFiE>

## **“The Car Song”**

Review from last week if you need it:

<https://www.youtube.com/watch?v=YN-jhcrzjas&t=1s>

Singing with the guitar:

<https://www.youtube.com/watch?v=H3SrolOhZI0>

**“God Bless America”** - Try singing this one without looking at any of the words!

[https://www.youtube.com/watch?v=Z\\_KtSCL1EKA](https://www.youtube.com/watch?v=Z_KtSCL1EKA)

**Mystery Instrument** - Last week we learned about the Otamatone. Here’s an entire YouTube channel dedicated to the “instrument”.

<https://www.youtube.com/channel/UCk-PPUZtKgJ-GuyVaXSrhVQ>

## **Fun stuff:**

For more musical exploration, check out this PBS Kids’ music site! Try something new this week!

<https://pbskids.org/games/music/>

Enjoy the rest of your day!

Great job with today's lessons!  
Take some time to play outside,  
complete an arts and craft  
project, write someone a nice  
note, watch a show or movie,  
play a game, and get to bed  
early! We can't wait to see all  
your hard work!

