

E-LEARNING

Week 4

Monday

MONDAY DAILY OVERVIEW

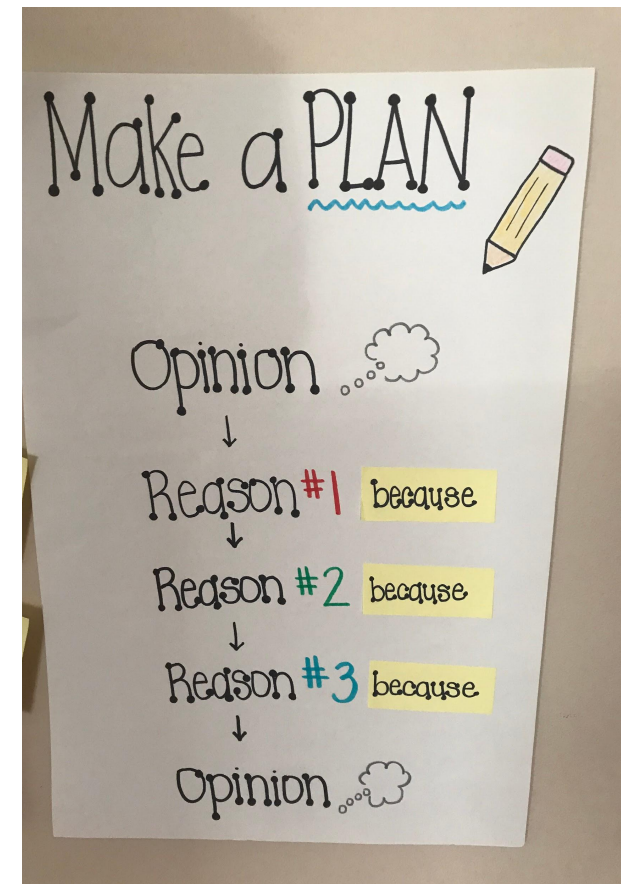
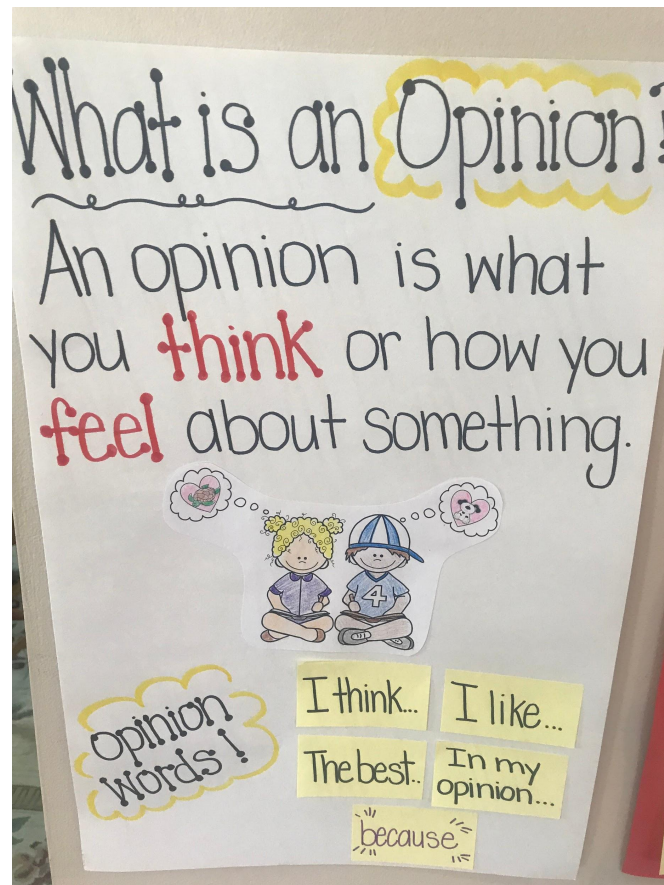
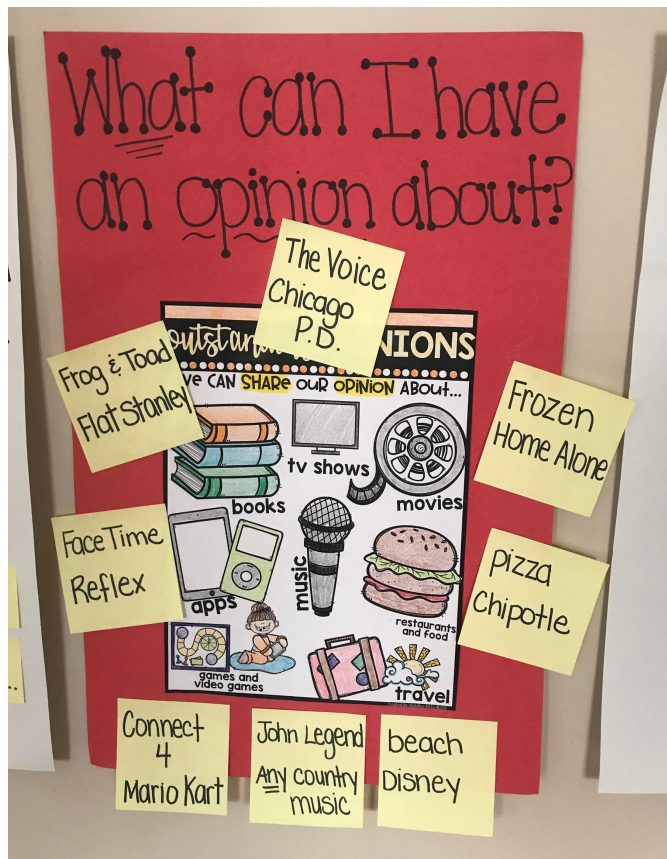
Writing	Spring Break Snapshots
Phonics	Investigate AI and OA
BRAIN BREAK	Take a 5-10 minute break
Math	Chapter 11 Review (Day 1)
BRAIN BREAK	Take a 5-10 minute break
Reading	Readers Reread to Notice More

WRITING

Opinion Writing Resources

1st Grade Opinion Brainstorming Sheet

1st Grade Opinion Planning Sheet



WRITING

I can tell you why I had a great Spring Break.

Welcome back 1st grade! Today you will be writing about your favorite part of Spring Break.

Today's Lesson (take a look & listen) Spring Break Snapshots

You can print this out
or jot in your notebook

Snapshots of Spring Break

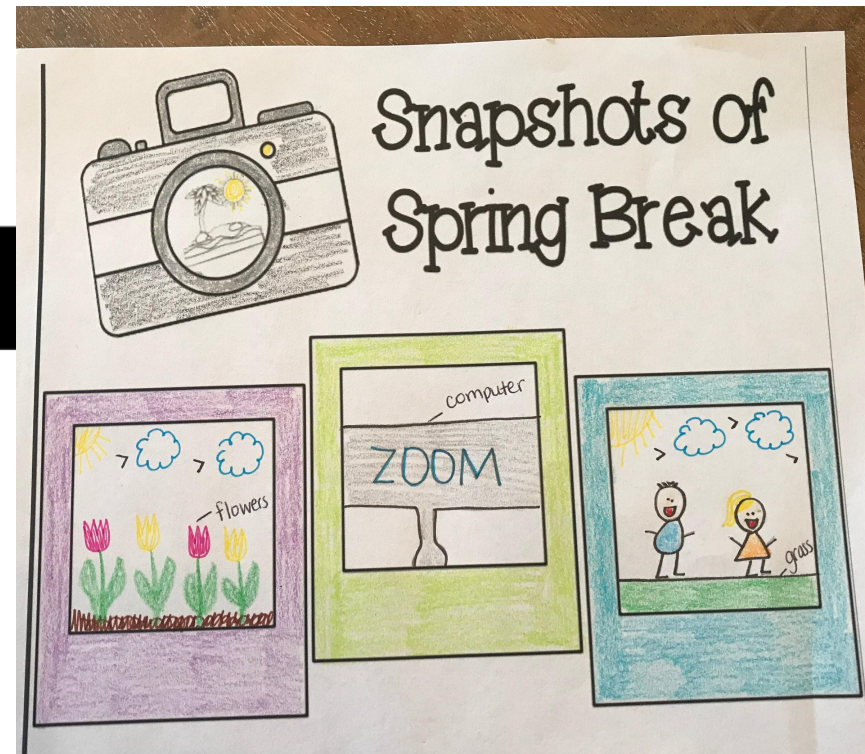
Have a grown-up take a picture of your writing and email it to your teacher.

Miss Murphy: cmurphy@mountainsideschools.org

Mrs. Roy: aroy@mountainsideschools.org

Mrs. Wargaski: judywargaski@mountainsideschool.sorg

Ms. Groth: jgroth@mountainsideschools.org



WORD STUDY

I can investigate more vowel teams: ai and oa.

Rasheed is gone! Word builders, click the video below to see what I discovered from Rasheed and what he wants us to do in today's word building activity!


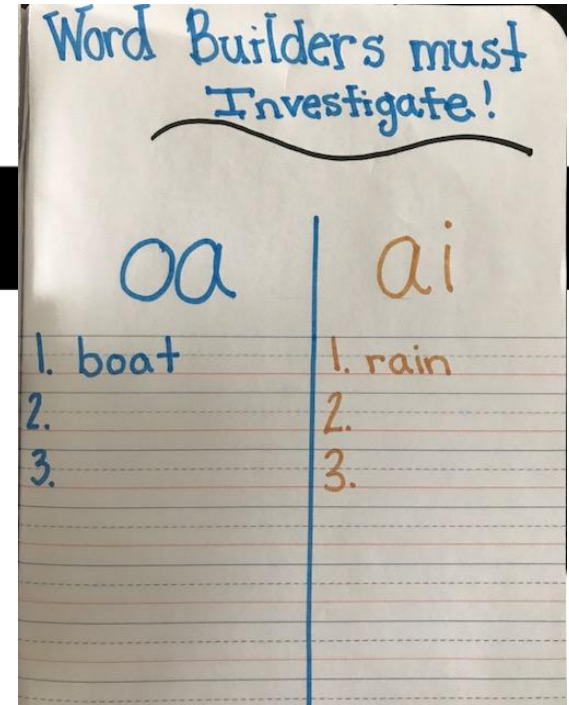
Today's Lesson

(take a look & listen)

Word Building Activity

Your turn to practice!

1. Use your notebooks to be a word builder detective! You will need a book, your notebook, and a pencil.
2. Ready your notebook by drawing a line down the middle of a new page. **Label one side OA and the other side AI.**
3. Investigate your book. Be on the lookout for words with OA or AI and list them. How many will you find word building detectives? **Good luck!**



READING

I can reread my books to notice more details!

Today we are going to learn about how we can reread books to help us notice more details!

Take a look & listen to today's lesson:

[Reread to Notice More Lesson](#)

Links to last week's read alouds:

[Iris and Walter and the Field Trip Read Aloud](#)

[An Extraordinary Egg Read Aloud](#)



READING

I can reread my books to notice more details!

If you jot down any post-its or ideas in your journal, send them our way!

Miss Murphy: cmurphy@mountainsideschools.org

Mrs. Roy: aroy@mountainsideschools.org

Mrs. Wargaski: judywargaski@mountainsideschool.sorg

Ms. Groth: jgroth@mountainsideschools.org

Independent Practice:

Log on to Raz Kids and read independently for 15 minutes. As you are reading, try to notice which character is talking in your books.

Raz Kids Instructions

Reminder of how to log in to RAZ-Kids:

1. Visit <https://www.kidsa-z.com/main/Login>
2. Teacher Username:
Miss Murphy: cmurphy34
Mrs. Roy: aroy1331
Ms. Groth: groth108
Mrs. Wargaski: jlauterbach
3. Click your name and choose your password. Feel free to email the teacher for password reminder!)
4. Click on **READING**
5. Click on **LEVEL UP**
6. Be sure to do the quiz for each book!

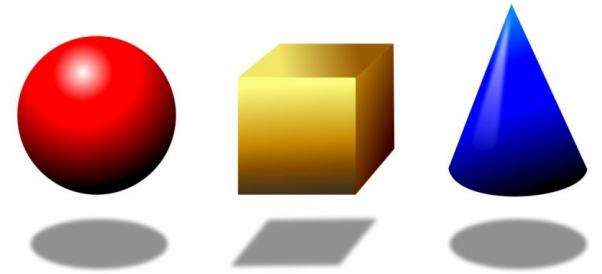
Homework:

Read a just-right book of your choice for 20 minutes and record it on your reading log.



MATH

I can complete my Chapter 11 review.



Today we are going to begin reviewing the three-dimensional shape concepts we learned in this chapter. You can view the Chapter 11 videos provided in week 3 for additional review. Please complete as much as you can on your own and be sure to check your work! If you need help reading or understanding you can ask an adult to help you.

Watch today's lesson
[Review Day 1](#)

Your turn to review
[Complete review pages](#)

*If you are unable to print the pages please record answers on a separate paper. Be sure to number your answers.



MATH

I can complete my Chapter 11 review.



Log on to Reflex and practice fact fluency for 15 minutes.

Reflex Instructions:

Reminder of how to log in to Reflex:

1. Visit <https://www.reflexmath.com/>
2. Use your Reflex card for username and password information.
3. Click your class name, find your name, and enter your password.
(Feel free to email the teacher for password reminder or further instructions!)
4. Practice your facts!




SCIENCE

I can complete Science experiments safely at home!

Take a look at some cool at
home **science** experiments!

10 Easy Experiments
(that will amaze you!)



Enjoy the rest of your day!

Great job with today's lessons!
Take some time to play outside,
complete an arts and craft
project, write someone a nice
note, watch a show or movie,
play a game, and get to bed
early! We can't wait to see all
your hard work!

