

E-LEARNING

Week 4

tuesday

TUESDAY DAILY OVERVIEW

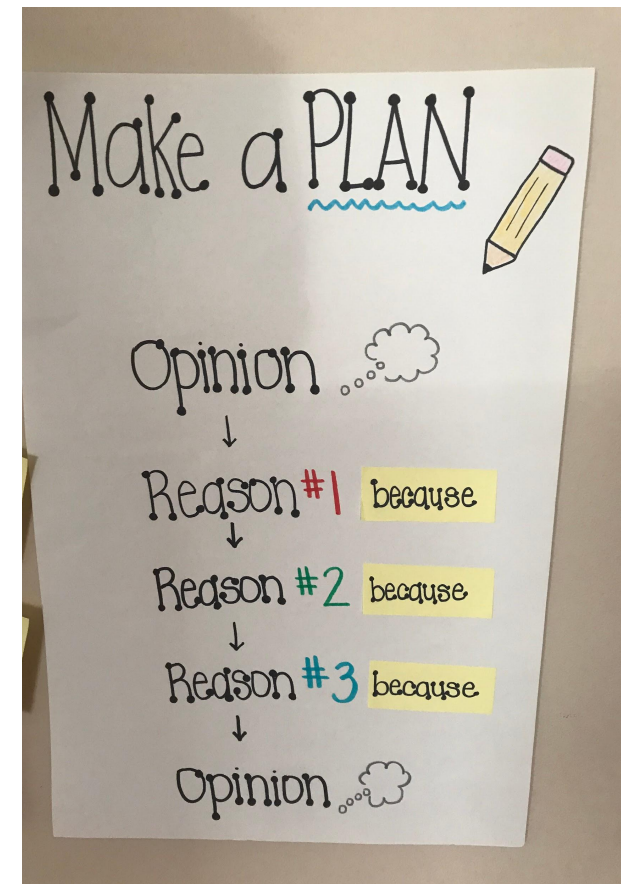
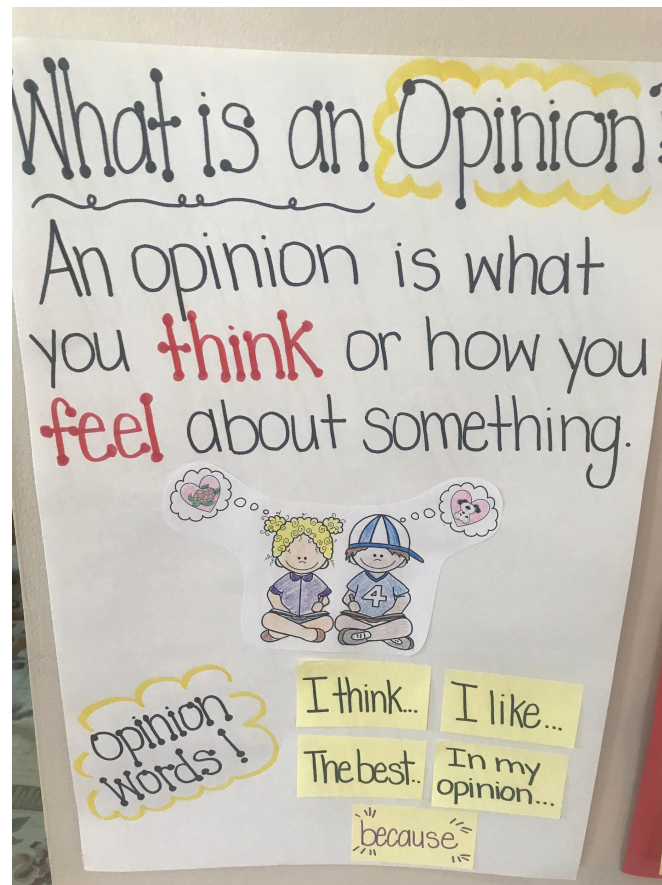
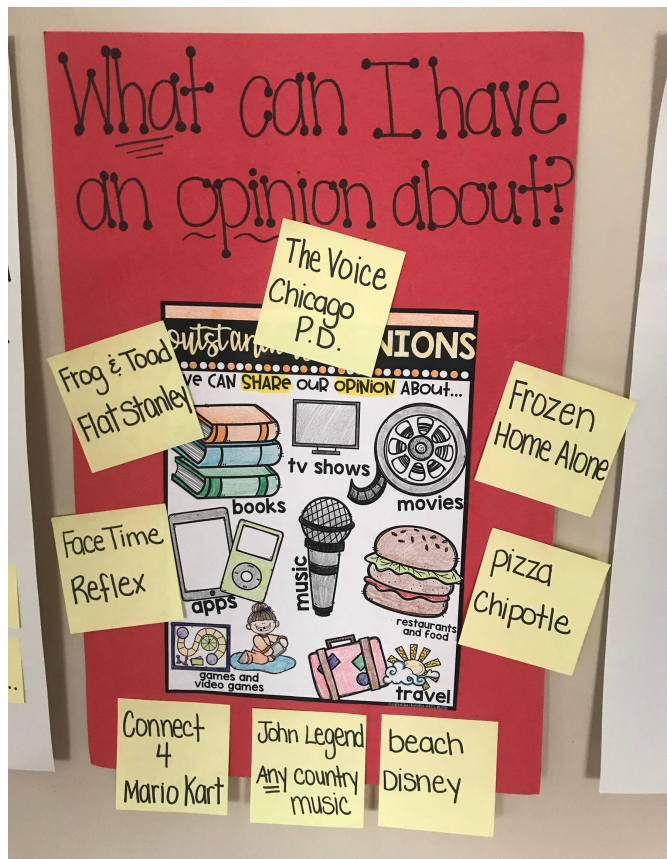
Writing	Writers write introductions
Phonics	Use vowel teams to spell words
BRAIN BREAK	Take a 5-10 minute break
Math	Chapter 11 Review (Day 2)
BRAIN BREAK	Take a 5-10 minute break
Reading	The More Readers Notice, the More They Wonder Why

WRITING

Opinion Writing Resources

1st Grade Opinion Brainstorming Sheet

1st Grade Opinion Planning Sheet



WRITING

I can hook my reader with an introduction.

Today you will be writing introductions for your opinion writing piece. Introductions can be called “hooks.” You want to grab your reader’s attention in the very first sentence.

Today’s Lesson (take a look & listen) Hook Your Reader

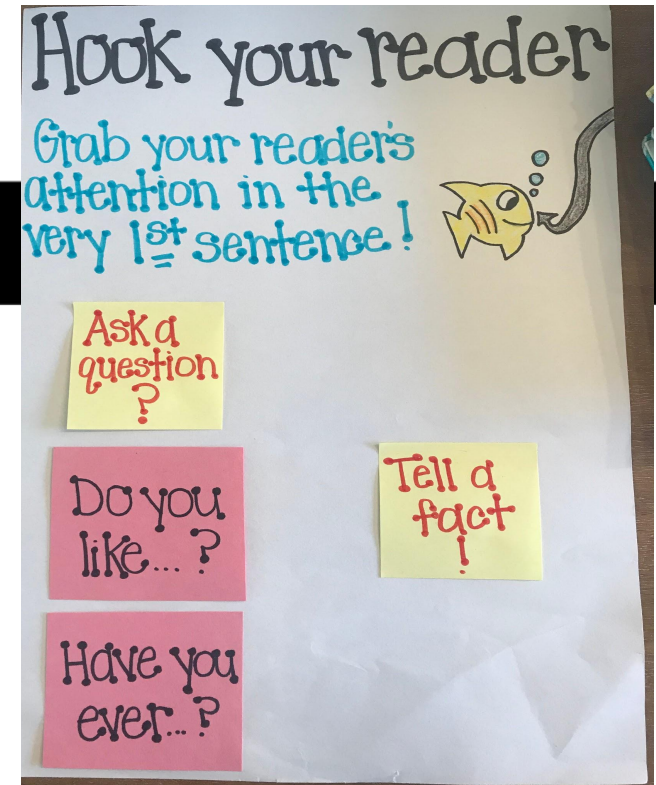
Have a grown-up take a picture of your writing and email it to your teacher.

Miss Murphy: cmurphy@mountainsideschools.org

Mrs. Roy: aroy@mountainsideschools.org

Mrs. Wargaski: judywargaski@mountainsideschool.sorg

Ms. Groth: jgroth@mountainsideschools.org



WORD STUDY

I can use vowel teams to spell words.



Build Words for
Rasheed!

1. _____ 7. _____
2. _____ 8. _____
3. _____
4. _____
5. _____
6. _____

Attention word builders! I have news from Rasheed!
Get your notebooks ready because he needs our help!

Today's Lesson (take a look & listen) Rasheed's Drawings

Your turn to practice!

1. Number your notebook 1-8.
2. Look at Rasheed's drawings [Rasheed's Drawings](#).
Use all you know of vowel teams to build the
words that Rasheed needs.
3. Send them to your teacher so we can send them
back to Rasheed as soon as possible!


Have a grown-up take a picture of your writing and email it to your teacher.

Miss Murphy: cmurphy@mountainsideschools.org

Mrs. Roy: aroy@mountainsideschools.org

Mrs. Wargaski: judywargaski@mountainsideschool.sorg

Ms. Groth: jgroth@mountainsideschools.org



READING

I can ask questions and wonder why things happen.

Today we are going to learn how the more details we notice in our books, the more questions that can pop into our minds!

Take a look & listen to today's lesson:
[Readers Wonder Why Video Lesson](#)

Links to last week's read alouds:
[Iris and Walter and the Field Trip Read Aloud](#)
[An Extraordinary Egg Read Aloud](#)



READING

I can ask questions and wonder why things happen.

If you jot down any post-its or ideas in your journal, send them our way!

Miss Murphy: cmurphy@mountainsideschools.org

Mrs. Roy: aroy@mountainsideschools.org

Mrs. Wargaski: judywargaski@mountainsideschool.sorg

Ms. Groth: jgroth@mountainsideschools.org

Independent Practice:

Log on to Raz Kids and read independently for 15 minutes. As you are reading, try to notice which character is talking in your books.

Raz Kids Instructions

Reminder of how to log in to RAZ-Kids:

1. Visit <https://www.kidsa-z.com/main/Login>
2. Teacher Username:
Miss Murphy: cmurphy34
Mrs. Roy: aroy1331
Ms. Groth: groth108
Mrs. Wargaski: jlauterbach
3. Click your name and choose your password. Feel free to email the teacher for password reminder!)
4. Click on **READING**
5. Click on **LEVEL UP**
6. Be sure to do the quiz for each book!


Homework:

Read a just-right book of your choice for 20 minutes and record it on your reading log.



MATH

I can complete my Chapter 11 review.



Today we are going to continue reviewing the three-dimensional shape concepts we learned in this chapter. You can view the Chapter 11 videos provided in week 3 for additional review. Please complete as much as you can on your own and be sure to check your work! If you need help reading or understanding you can ask an adult to help you.

Watch today's lesson
[Review Day 2](#)

Your turn to review
[Complete review pages](#)

*If you are unable to print the pages please record answers on a separate paper. Be sure to number your answers.



MATH

I can complete my Chapter 11 review.



Log on to Reflex and practice fact fluency for 15 minutes.

Reflex Instructions:

Reminder of how to log in to Reflex:

1. Visit <https://www.reflexmath.com/>
2. Use your Reflex card for username and password information.
3. Click your class name, find your name, and enter your password.
(Feel free to email the teacher for password reminder or further instructions!)
4. Practice your facts!




SCIENCE

I can complete Science experiments safely at home!

Take a look at some cool at home **science** experiments!

10 Easy Experiments
(that will amaze you!)



Enjoy the rest of your day!

Great job with today's lessons!
Take some time to play outside,
complete an arts and craft
project, write someone a nice
note, watch a show or movie,
play a game, and get to bed
early! We can't wait to see all
your hard work!

